

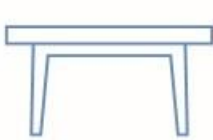
## Spraying electrolyzed water for sterilizing and deodorizing

### Usage

Housekeeping: cookware, sink, table, cupboard, inside of refrigerator, cock of water purifier, toilet, nozzle of bidet, shower curtain, toothbrush hanger, stroller, baby toys, mattress, pet supplies, exchanger of air conditioner, inside of shoes, cleaning tools, trash bin, food waste disposal machine  
Industrial use: work table, conveyor belt, apron, arm warmer, mask, industrial tools, cleaning tools, trash bin etc.

Car: windshield, wheel, cargo box, cleaning tools etc.

Others: public restroom, dining table



### INSTRUCTIONS:

FILL PITCHER WITH 1 LITRE TAP WATER AND ADD 1 SPOON OF SALT (1.0gram)

PRESS THE START BUTTON AND WAIT 5 MINUTES .

WHEN THE ELECTROLYZED WATER IS READY , POUR INTO A SPRAY BOTTLE TO USE.

### How to use :

1. Spray electrolyzed water to the thing or place that you want.
2. Wipe out the remains of electrolyzed water with clean cloth after 5 minutes.

※ If it's heavily contaminated, wash it first and do this application to get better result.

### Effect :

Sterilizing and deodorizing where you spray electrolyzed water

※ Natural drying is recommended for better result.

### Caution :

1. Some leather or fabrics may have discoloration in case they are exposed to electrolyzed water a long time. The nature of each material should be considered.
2. A long time exposure to electrolyzed water will cause discoloring and/or corrosion.

\*\*\* avoid extreme / excessive soaking of textile products in electrolyzed water

# MAKING ELECTROLYZED WATER WITH aHOMEGUARD

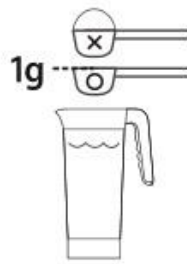
## Pitcher(1000ml)

1



Pour 1L of tap water  
(do not use mineral water)

2



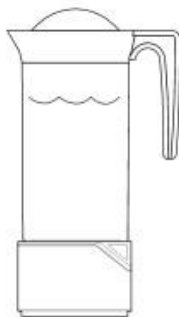
Add 1 spoon of salt (1g)  
if needed as per Recipe  
Book

3



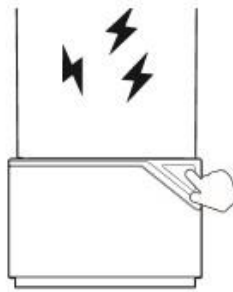
Stir the water with the stirrer

4



Put the pitcher on the Base  
Station after closing the lid

5



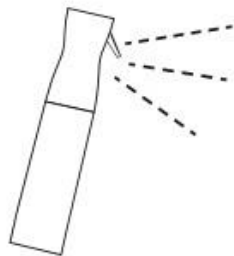
Press the operation button  
and the process will start  
for 5 minutes (you will see  
a blue light and bubbles  
forming)

6



Apply the electrolyzed  
water to a container and  
use where/when you want  
as per the Recipe Book

7



Pour the electrolyzed  
water into a spray  
bottle and use